



Assets Online (AOL)



Trading Masters

A zero to hero full training of stock trading

5-Month Intensive Stock Trading
Online Training and Workshop Program



DISCLAIMER

This training program uses resources from various sites and groups. This system is not in any way affiliated with any group or organization. Any similarities with any system are purely coincidental in my knowledge and capacity.

All stock recommendations and comments are the opinion of presenter.

All investors are advised to conduct their own independent research into individual stocks before making a purchase decision. In addition, investors are advised that past stock performance is not indicative of future price action.

You should be aware of the risk involved in stock trading, and you use the material contained herein at your own risk. The analysis, ratings, and/or recommendations made by presenter do not provide, imply, or otherwise constitute a guarantee of performance.

The materials on this training are provided for information purpose only.

The presenter does not accept liability for your use of the training. The training is provided on an “as is” and “as available” basis, without any representations, warranties or conditions of any kind.

Welcome to the **hardest game in the world**.
Unfortunately, you're playing with some of the sharpest,
fastest, most intelligent,
well informed, stubbornly irrational and in many cases,
unethical minds in the world.

You're up against the computer that can react faster than
you.

The trader who has more experience than you.

The fund that has more money than you.

The insider that has more information than you.

The others that will misinform you.

The inner voice that will do its best to undo you.

**So, leave all your dreams of making quick and easy money,
behind.**

The first aim is survival.

Your absolute first goal is to learn how to stay in the game.

You can only do this by mapping the territory.


By understanding how the enemy thinks and acts.

By having a solid game plan.

And by picking your battles very, very carefully.

Ready to play?

- Trader Dante



Assets Online (AOL)

Trading Masters

A zero to hero full training of stock trading

5-Month Intensive Stock Trading Online Training and Workshop Program

TedTalk: Guide to Master Anything
Total Money Management for Financial Success

Stock Market 101

Basic Fundamental and Sentiment Analysis
Comprehensive Technical Analysis for Marketing Timing
Building Complete Trading System Like a Pro
Essential Portfolio and Risk Management
Practical Trading Psychology
Backtesting

with 6 exclusive powerful set-ups
to make money at any market environment

WHY

WE NEED TO INVEST IN STOCK MARKET



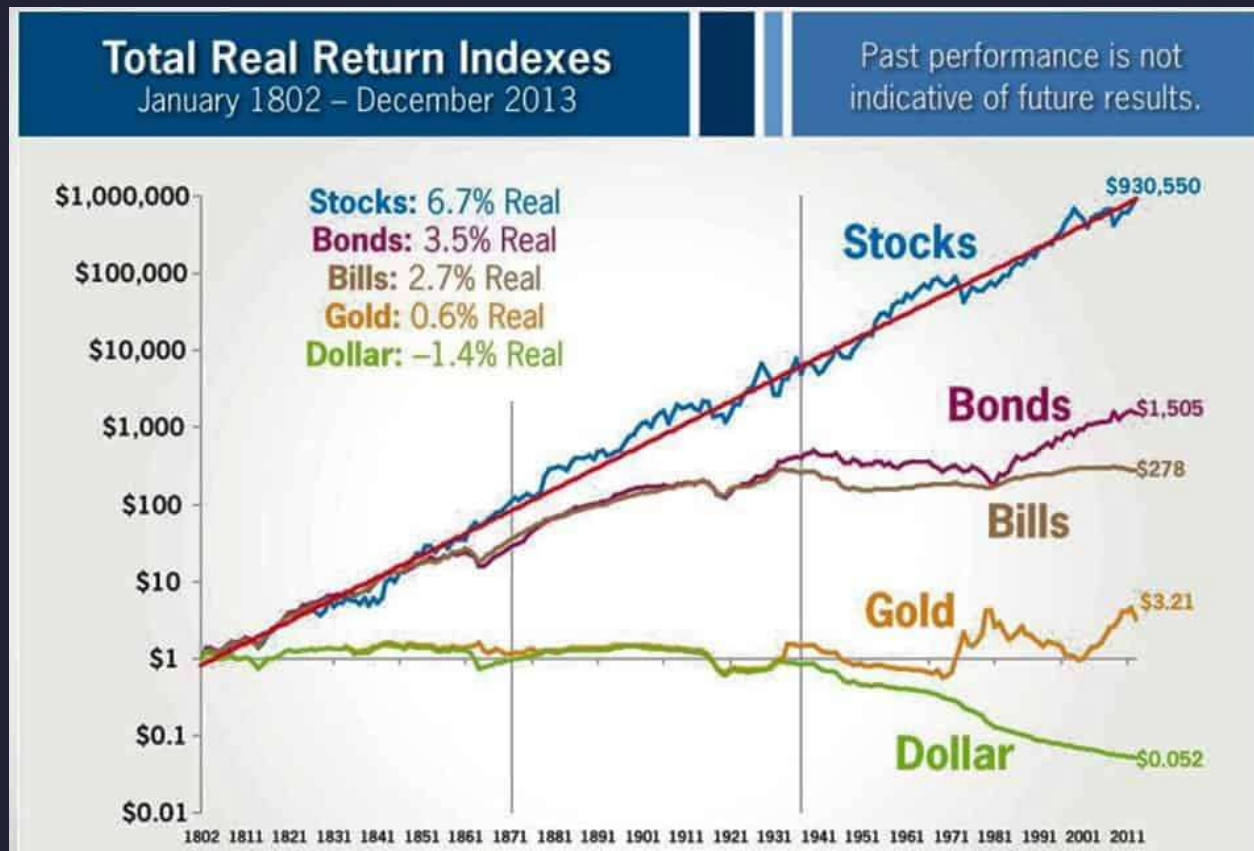
Reason Why You Should **NOT** To Invest in Stock Market



Why we need to invest in stock market



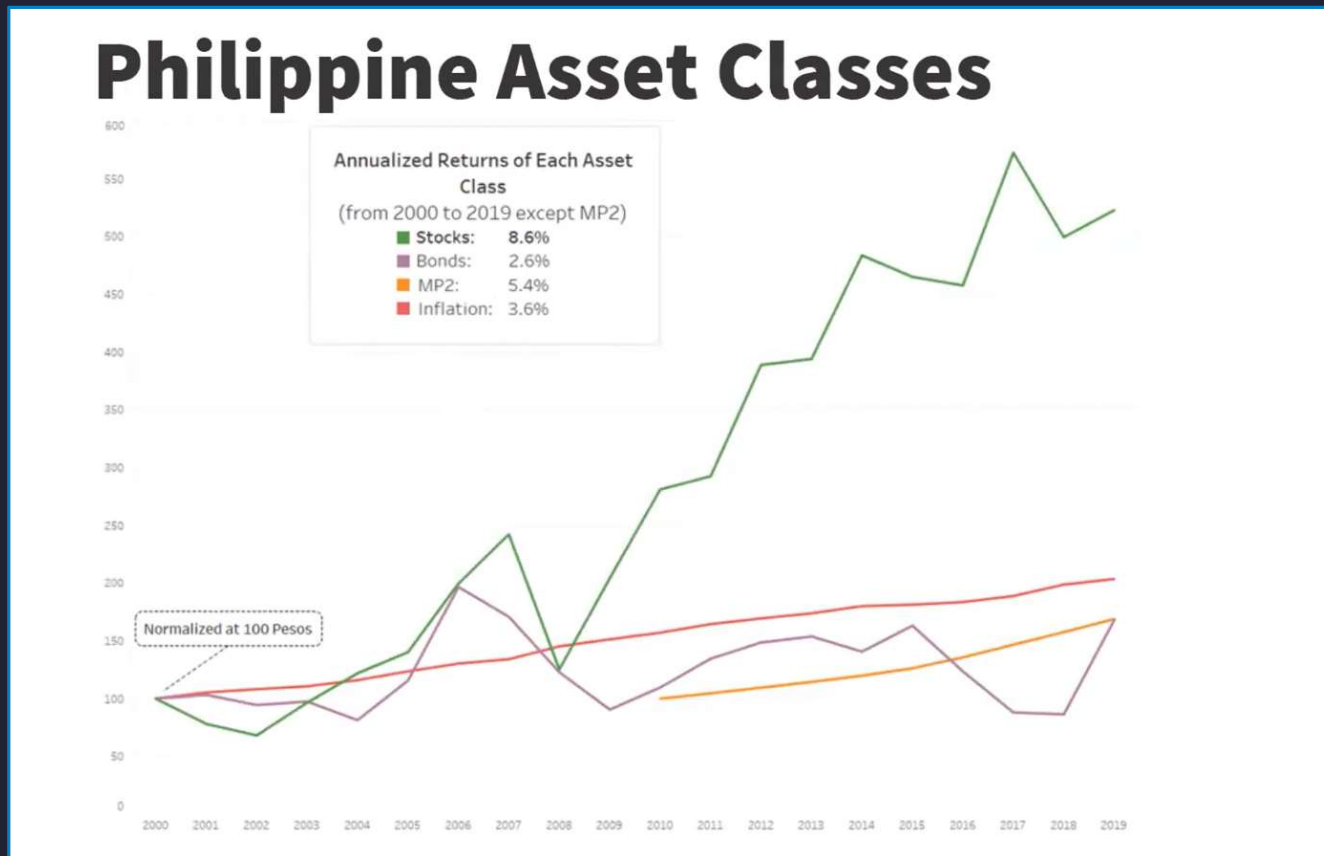
Stocks vs. Other Asset Classes



Why we need to invest in stock market



Stocks vs. Other Asset Classes



Credits:
Cedarside Investment, Stocks & Investments 101

PSEI Trajectory Over a Period of Time



@tradersdigestph published on Investagrams.com, Jul 02, 2021 09:26:47 AM (PH Time)
PSE:PSEI, 1W 6,964.01 ▲ +62.10 (+0.90%) O:6949.53 H:7002.23 L:6901.89 C:6964.01




TradingView

WHAT

IS STOCK MARKET AND STOCKS

What Are Stocks



Stocks or Shares

Represent the ownership of the company



Sometimes referred to as **shares, equity** or **equities**



Issued by companies to **raise capital** in order to grow the business



Once you purchase stocks of a company, you **become** a **stockholder** or **shareholder**

What Are Stocks



Before

Kapag bumili ka ng shares bibigyan ka ng **stock certificate** bilang katumayan.

COL FINANCIAL PHILIPPINES

ACCOUNT SUMMARY *Dividends, deposits & withdrawal postings may be viewed through your Monthly Account Ledger statements-click link below

Cash Balance

Actual Balance	Buying Power
33,965.41	33,965.41

Stock Position

Stock Code: Search

Action		Stock Code	Stock Name	Portfolio %	Market Price	Average Price	Total Shares	Uncommitted Shares	Market Value	Gain / Loss	%Gain/ Loss
BUY SELL	AC	AYALA CORPORATION	12.56	916.5000	915.1920	10	10	9,082.97	-68.95	-0.75%	
BUY SELL	BPI	BANK OF THE PHILIPPINE ISLANDS	19.01	92.5000	90.2655	150	150	13,750.82	210.99	1.56%	
BUY SELL	ISM	ISM COMMUNICATIONS CORPORATION	20.01	7.3000	6.1180	2,000	2,000	14,469.33	2,233.33	18.25%	
BUY SELL	MBT	METROPOLITAN BANK & TRUST COM.	23.01	83.9500	82.0915	200	200	16,639.73	221.43	1.35%	
BUY SELL	MER	MANILA ELECTRIC COMPANY	25.41	370.8000	369.0856	50	50	18,374.07	-80.21	-0.43%	
TOTAL EQUITIES										72,316.92	
TOTAL EQUITIES GAIN/LOSS										2,516.59	
TOTAL PORTFOLIO TRADE VALUE:										72,316.92	
DAY CHANGE:										2.32%	2,408.26
PORTFOLIO GAIN/LOSS:										3.61%	2,516.59

Your Total Account Equity Value is 106,282.33

*Market Value, Day Change, Gain/Loss and Total Account Equity are NET values.

NOW

Online na ang transaction. Lahat ng shares na binili mo ay makikita mo sa iyong **online portfolio**.

What is Stock Market?



Stock Market

Stock market is a place where shares of stocks of publicly-listed companies are bought and sold.

HOW

TO INVEST IN STOCK MARKET

The Stock Market Ecosystem



Stock market is a place where shares of stocks of publicly-listed companies are bought and sold.

How to Earn From Stocks



How to Earn from Stocks?



Capital Gain

Selling your shares at a higher price



Dividend

Distribution of profits from a portion of company's profits which is payable in form of **cash dividend** or **stock dividend**.

How to Earn From Stocks



@tradersdigestph published on Instagram.com, Jul 22, 2021 05:01:37 AM (PH Time)

PSE:AREIT, D 36.20 ▲ +0.05 (+0.14%) O:36.20 H:36.30 L:36.15 C:36.20



TradingView

How to Earn From Stocks



COL FINANCIAL PHILIPPINES

ACCOUNT SUMMARY *Dividends, deposits & withdrawal postings may be viewed through your Monthly Account Ledger statements-click link below

Cash Balance

Actual Balance	Buying Power
33,965.41	33,965.41

Stock Position

Stock Code: Search

Action	Stock Code	Stock Name	Portfolio %	Market Price	Average Price	Total Shares	Uncommitted Shares	Market Value	Gain / Loss	%Gain/ Loss
BUY SELL	AC	AYALA CORPORATION	12.56	916.5000	915.1920	10	10	9,082.97	-68.95	-0.75%
BUY SELL	BPI	BANK OF THE PHILIPPINE ISLANDS	19.01	92.5000	90.2655	150	150	13,750.82	210.99	1.56%
BUY SELL	ISM	ISM COMMUNICATIONS CORPORATION	20.01	7.3000	6.1180	2,000	2,000	14,469.33	2,233.33	18.25%
BUY SELL	MBT	METROPOLITAN BANK & TRUST COM	23.01	83.9500	82.0915	200	200	16,639.73	221.43	1.35%
BUY SELL	MER	MANILA ELECTRIC COMPANY	25.41	370.8000	369.0856	50	50	18,374.07	-80.21	-0.43%
TOTAL EQUITIES									72,316.92	
TOTAL EQUITIES GAIN/LOSS									2,516.59	
TOTAL PORTFOLIO TRADE VALUE:									72,316.92	
DAY CHANGE:									2.32%	2,408.26
PORTFOLIO GAIN/LOSS:									3.61%	2,516.59

Your Total Account Equity Value is 106,282.33

*Market Value, Day Change, Gain/Loss and Total Account Equity are NET values.

Capital Gain

Cash Balance

Actual Balance	Buying Power
685.48	685.48

Stock Position

Stock Code: Search

Action	Stock Code	Stock Name	Portfolio %	Market Price	Average Price	Total Shares	Uncommitted Shares	Market Value	Gain / Loss	%Gain/ Loss
BUY SELL	ALI	AYALA LAND, INC.	5.38	41.6000	43.7287	200	200	8,245.54	-500.20	-5.72%
BUY SELL	BDO	BDO UNIBANK, INC.	10.80	139.2000	158.9676	120	120	16,554.50	-2,521.61	-13.22%
BUY SELL	EW	EAST WEST BANKING CORPORATION	12.36	19.1200	31.8379	1,000	1,000	18,948.88	-12,889.02	-40.48%
BUY SELL	MBT	METROPOLITAN BANK & TRUST COM	16.49	85.0000	100.3284	300	300	25,271.78	-4,826.75	-16.04%
BUY SELL	MEG	MEGAWORLD CORPORATION	22.14	4.6900	5.0749	7,300	7,300	33,930.58	-3,116.19	-8.41%
BUY SELL	MPI	METRO PACIFIC INVESTMENTS CORP	21.81	5.2700	6.7686	6,400	6,400	33,426.13	-9,892.91	-22.84%
BUY SELL	SMPH	SM PRIME HOLDINGS, INC.	11.01	34.0500	37.5650	500	500	16,872.63	-1,909.87	-10.17%
TOTAL EQUITIES									153,250.03	
TOTAL EQUITIES GAIN/LOSS									-35,656.56	
TOTAL PORTFOLIO TRADE VALUE:									153,250.03	
DAY CHANGE:									0.04%	63.44
PORTFOLIO GAIN/LOSS:									-18.88%	-35,656.56

Your Total Account Equity Value is 153,935.51

Capital Loss

DIVIDEND

The great way to have passive income

How to Earn From Stocks



How to Earn From Stocks?



Capital Gains

Selling your shares at higher price




Dividend

Distribution of profits from a portion of company's earnings which is payable in form of **cash dividend** or **stock dividend**.

How to Earn From Stocks



	NOTICE OF CASH DIVIDEND <small>COL E-CONFIRMATIONS</small>
<p>March 19, 2019</p> <p>Attention: ABRAHAM J AVILA JR</p> <p>This is to inform you of your cash dividend entitlement with details as follows:</p> <p>Account No. : XXXX-XX85 Stock Code : ABA Cash Dividend (Php) : 0.10 / share Ex-Date : February 19, 2019 No. of Shares Entitled to Cash Dividend : 40,000 Gross Amount (Php) : 4,000.00 Less Withholding Tax (Php) : 400.00 Net Amount (Php) : 3,600.00</p> <p>Please note that the above dividend will be credited to the cash balance of your COL portfolio account by the end of the day. Should you have any questions with the details above, please contact us within 3 days. You can call us at 636-5411 to 24 local 161 from 8:30am to 5:00pm, Mondays to Fridays, or you may email us at stockcerts@colfinancial.com</p> <p>Very truly yours,</p> <p><small>COL Financial Group, Inc. Important: This is electronically generated. Please do not reply to this email or send any account instructions, confidential and sensitive financial data through this and other regular emails. It is not our policy to request from customers confidential information via regular emails.</small></p>	

Cash Dividend

Example of notice of cash dividend from \$ABA.

EQUITIES									
Stock Code	Stock Name	Portfolio %	Market Price	Average Price	Total Shares	Uncommitted Shares	Market Value	Gain / Loss	%Gain/ Loss
MBT	METROPOLITAN BANK & TRUST COM.		35.1500	3.2765	150	150	5,217.67	4,726.20	961.64%

Stock Dividend

Example of stock dividend credited on a online portfolio from \$MBT.

Important Dates to Remember in Dividend



Important **Dates** to Remember in Dividend



Date of Declaration

The date of declaration is when the company's board of directors **announces their intention** to pay a cash dividend.



Ex-Dividend Date

Commonly known as Ex-Date. **Investors who own the stock before the ex-dividend date are entitled to the dividend** whereas investors who buy the stock on or after the ex-dividend date will not receive the dividend.



Date of Record

The date of record is how the company determines which **shareholders are entitled to the dividend**.



Date of Payment

The date of payment is when you **actually receives the dividend**.

Note: Check PSE Edge Portal > Dividends and Rights for dividend schedule and yield
https://edge.pse.com.ph/disclosureData/dividends_and_rights_info_form.do

Dividend Yield Ratio



DIVIDEND YIELD

- A financial ratio (dividend/price)
- Expressed as percentage (%)
- The amount of money a company pays shareholders for owning a share of its stock divided by its current stock price.

Formula:

$$\text{Dividend Yield} = \frac{\text{Cash Dividend per share}}{\text{Market Price per share}} \times 100$$

Dividend Yield Ratio



investagrams Search Investagrams

Home Stock Virtual Trade Learn Shop Try Prime For Free

TEL 1m 3m 5m 15m D W Compare Indicators Templates A C D M P Volume Profile S & R 52w Fib Multiple AOL Academy

PLDT, Inc. - 1D - PSE O1311.00 H1330.00 L1310.00 C1311.00 +2.00 (+0.15%)
Volume 20 122.32K 141.892K



Given:
Cash Dividend: **PHP 40 per share**
Market Price: **1,311 per share**
What is Dividend Yield?

Formula:
 $Dividend Yield = (Cash\ dividend\ per\ share / Market\ Price\ per\ share) * 100$

Solution:
 $Dividend Yield = (40 / 1,311) * 100$
 $Dividend Yield = 0.0305 * 100$
Dividend Yield = 3.05%

Cash Dividends: 40.00
Ex-Date: Mon Mar 15, 2021
Record Date: Thu Mar 18, 2021
Payment Date: Tue Apr 06, 2021

investagrams

All 20y 10y 5y 3y 2y YTD 1y 6m 3m 1m 1w 3d 1d

07:40:22 (UTC+8) % log auto

Powered by TradingView

Different Types of Stocks: Risk Factor



<h3>Common Stocks</h3> <p>type of stock that provides the biggest potential for capital gains</p>	<h3>Preferred Stocks</h3> <p>generally attracted to a risk-averse investors due to stronger fixed-income or dividend offered</p>
No set dividend Variable dividends mean you can't count on a regular amount per quarter or payment	Guaranteed dividends You always know how much you'll receive as dividends. Up to 8.3%* per annum
Erratic payment schedule You may not receive dividends regularly or not at all	Fixed payment schedule Your dividend payments are regularly scheduled. Example quarterly.
More price fluctuation If the value of the company depreciates, so will the common stock price	Less fluctuation These stock shares don't respond to general market volatility
	Preference during liquidation Shareholders have first access to assets and arrears when the company is liquidated

*Research on the top 10 paying dividend each year.

Homework

1. List down top 5 paying dividend yield in 2020 and 2021. (common stocks)
2. Make 2022 calendar for top paying dividend yield. (common stocks).

Online Stock Brokers



Leading Online Stock Brokers in PSE



COL Financial

Website:

<https://www.colfinancial.com/>

Pros:

- Largest online broker in PSE
- Easy switch from money market or bonds to stocks
- Market research such as valuation are easy to grasp.
- Friendly user interface

Cons:

- Lag during market volatility
- No mobile apps

Best for:

- Investor
- Newbie



AAA Equities

Website:

<https://aaa-equities.com.ph/>

Pros:

- Conditional orders: Automatic buy on breakout and sell on cut loss
- With mobile apps
- Darkmode/lightmode user interface

Cons:

- Slow refresh loading of page
- Market research send via email (looks like spam)

Best for:

- Trader who can't monitor the market



FirstMetroSec

Website:

<https://www.firstmetrosec.com.ph/>

Pros:

- Conditional orders: Automatic buy on breakout and sell on cut loss on FMSecPro
- With mobile apps
- Automatic chart pattern recognition on FMSecPro

Cons:

- Requires 6 digits to use FMSecPro

Best for:

- Trader who can't monitor the market with big capital



Timson Trade

Website:

<https://timson.com.ph/>

Pros:

- Speed and reliable.
- Customable layout user interface
- Darkmode user interface

Cons:

- No mobile apps
- Opening account requires 6 digits.

Best for:

- Active trader with large capital

Homework

1. Research top 3 online broker.
2. Write down the Pros and Cons of each broker.
3. Choose a broker that may fits you.



Traditional vs. Online Broker



Traditional Broker

Cost:

Higher than online broker.

Working Hours:

Usually same as stock market hours and can be extended in order to remain competitive but may have extra charge involved.

Assistance:

Offers guidance and advise to clients.



Online Broker

Cost:

Cheaper than traditional broker.

Working Hours:

Same as stock market hours but you can place your order even off market hours without any extra charges.

Assistance:

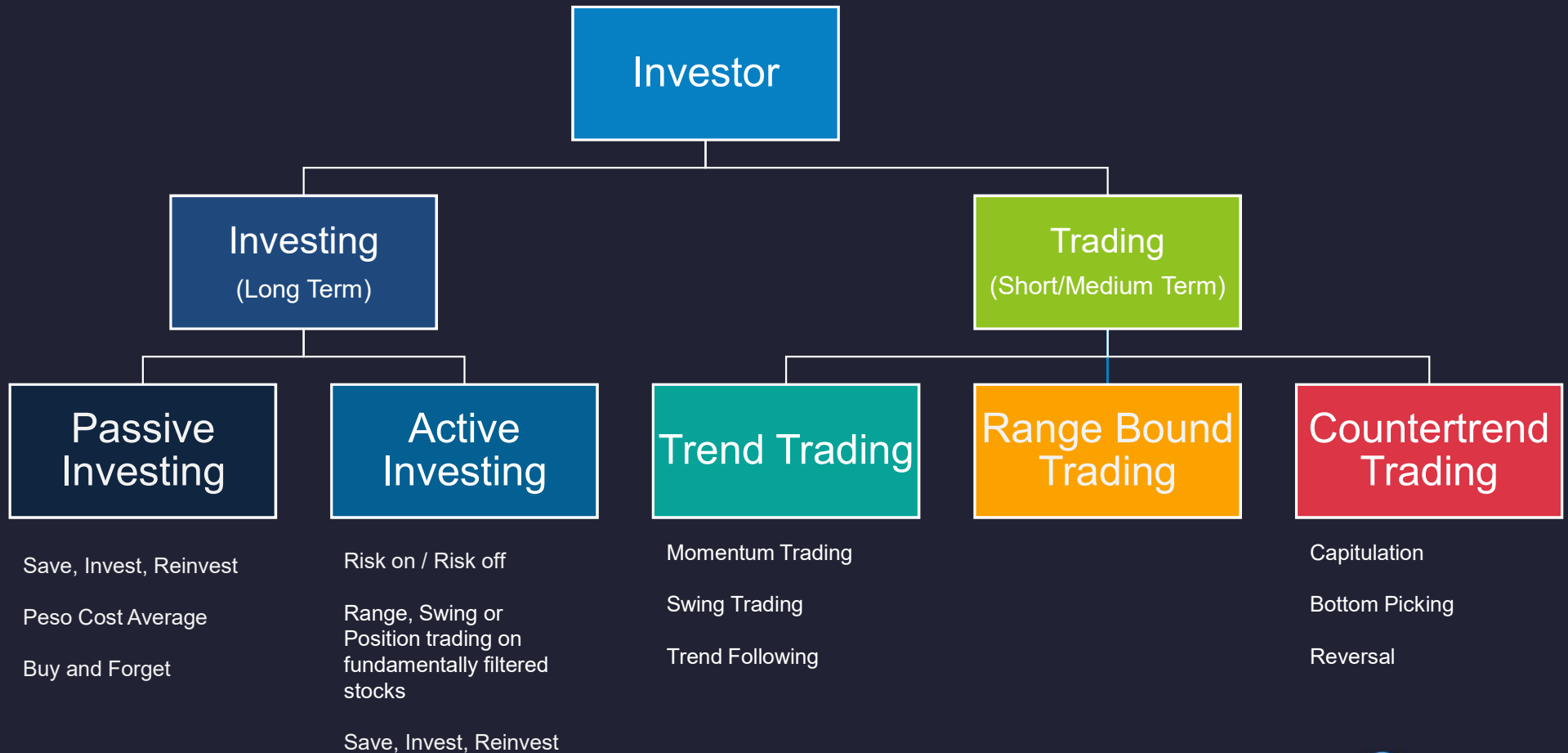
Trade at your own risk. Market research usually provided by the broker



Trading vs. Investing

Variable	Trading	Investing
Period	Short-term	Long-term
Goal	Make money from price action	Make money from growth of the company
Advantage	Benefits from volatility	Benefits from stability
Strategy	Buying/Selling market waves	Accumulating and holding
Tools	Technical analysis	Fundamental analysis
Risk Management	Stop loss	Diversification on different assets class
Return	10% return each month*	10-15% return annually*
Best practices	Best for building capital	Best for growing capital

Investor's Pathways | Know who you are





What you need to **start trading**



Framework | We do it professionally



Framework and General Strategy



THANK YOU

Q & A

References



Adam Hayes, May 2017, Stocks Basics: What Are Stocks?
<https://www.investopedia.com/university/stocks/stocks1.asp>

PesosAndSense, October 2011, Pesos and Sense Explains: Stock Market
<https://www.youtube.com/watch?v=o8xi6wlkzqs>

Ara Ogheorian, 31-May-2014, 3 Dates to Remember if You Want A Cash Dividend
<https://www.acapam.com/diversification/3-dates-to-remember-if-you-want-a-cash-dividend/>

Cindy Quarters, Online Stock Trading Vs. Traditional
<https://budgeting.thenest.com/online-stock-trading-vs-traditional-20574.html>

WallStreenMojo, Trading vs Investing Infographics
<https://www.wallstreetmojo.com/trading-vs-investing/>

Images: Credits to the owner



Abraham Avila Jr.
Founder, Assets Online (AOL)

For inquiries contact us:

	Site Name / URLs
Website:	https://aoltrading.com/
Email:	aol.trading888@gmail.com
FB Page:	https://www.facebook.com/AOLTrading
FB Group:	https://www.facebook.com/groups/philippinestockmarketessentials
Personal FB:	https://www.facebook.com/absavilajr