

DETAILED LESSON PLAN IN Music 1

I. Objectives

- a. Define tempo based on examples given
- b. Identify the difference between slow and fast tempo through beats and movements
- c. Demonstrate slow and fast tempo through imitating animals' movement
- d. Give examples of fast and slow tempo

II. Subject Matter

Topic: Tempo

Reference: Music, Art, Physical Education and Health

Amelia Ilagan, et al.

86-90

Materials: PowerPoint presentation, illustration of animals and video about tempo

Values Integration: Cooperation and self confidence

III. Learning Procedure

| Teachers' activities | Pupils' Activities |
|---|---|
| <p>A. Preparation: Stand up and let us pray, please lead the prayer, Jecil.</p> <p>Is everybody present? Check if your seatmates are there.</p> <p>Very Good, everybody is present. Let's clap our hands for ourselves</p> | <p>Angel of God my guardian dear to whom God's love commits me here ever this day is at my side to light and guide to rule and guard. Amen.</p> <p>(Pupils will check if their seatmates are presents)</p> <p>(pupils happily clap their hands)</p> |
| <p>B. Motivation</p> <p>Now, who can recall our previous lesson, it is all about what? Liez</p> <p>Very good, thank you, you may now take your sit , what is timbre again?</p> <p>Very good</p> <p>Before we move on in our next topic let us sing first.</p> <p>We will sing a song entitled twinkle twinkle little star with a different beat. Are you ready?</p> <p>In a video presentation:</p> <p style="text-align: center;">Twinkle, twinkle, little star, How I wonder what you are. Up above the world so high, Like a diamond in the sky.</p> | <p>Our topic last day is about timbre, timbre is the quality of the sound made by a particular voice or musical instrument.</p> <p>(Pupils answer with unison)</p> <p>Yes Teacher!</p> |

Now, can you give me other examples of slow and fast tempo?

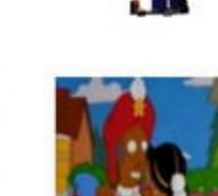

Singing a song such as rap song has a fast tempo, dancing, running, clapping our hands.

E. Generalization

Again, Tempo is the speed of the song it can be slow just like how the turtle walk and it can be fast just how the horse run.





F. Enrichment Activity

Identify the tempo of the following GIF's figure.



G. Evaluation:

I will group you into four.
You are going to imitate animals' movement.
Then choose what tempo you will use.

| ANIMALS | MOVEMENT | |
|---|----------------|--|
|  | Flying bird | Group 1 |
|  | Running cat | Group 2 |
|  | Jumping dog | Group 3 |
|  | Walking turtle | Group 4 |
| <p>Very good, everyone did well. Let's clap our hands for ourselves with slow tempo and fast tempo.</p> | | <p>The pupils will clap their hands with slow and fast tempo</p> |
| <p>IV. Homework 1. Choose one nursery rhymes and sing it with fast and slow tempo.</p> | | |

Prepared by: Via Abayon BEED 3A

Submitted to: Dr. Roselyn Chavez