

[Home](#) / [My courses](#) / [UGRD-IT6300-2013T](#) / [WEEK 2: Point-to-Point Connections](#) / [Prelim Quiz 1](#)

Started on Thursday, 23 July 2020, 9:26 PM

State Finished

Completed on Thursday, 23 July 2020, 9:44 PM

Time taken 18 mins 1 sec

Grade 18.00 out of 20.00 (90%)

Question 1

Complete

Mark 1.00 out of 1.00

Which PPP option enables load balancing on PPP-enabled interfaces that connect to a single destination?

Select one:

- a. Authentication
- b. Multilink
- c. PPP Callback
- d. Error detection
- e. Compression

Question 2

Complete

Mark 0.00 out of 1.00

What is a characteristic of a WAN?

Select one:

- a. WANs always use physical cables to connect LANs.
- b. A WAN is typically owned by an enterprise which wants to interconnect its LANs.
- c. WAN service providers include carriers such as a telephone network or satellite service.
- d. A WAN operates inside the geographic scope of a LAN.

Question 3

Complete

Mark 1.00 out of 1.00

With which layers of the OSI model do the PPP control protocols interface?

Select one:

- a. NCP interfaces with Layer 1; LCP interfaces with Layer 2
- b. NCP interfaces with Layer 1; LCP interfaces with Layer 3
- c. NCP interfaces with Layer 2; LCP interfaces with Layer 3
- d. NCP interfaces with Layer 3; LCP interfaces with Layer 1

Question 4


Complete

Mark 1.00 out of 1.00

What is a disadvantage of leased lines?

Select one:

- a. inconsistent availability
- b. low quality
- c. high cost
- d. complexity



Question **5**

Complete

Mark 1.00 out of 1.00

Which additional functionality is available on an interface when the encapsulation is changed from HDLC to PPP?

Select one:

- a. synchronous communication
- b. error control
- c. authentication
- d. flow control

Question **6**

Complete

Mark 1.00 out of 1.00

A construction firm is building a power plant at a remote and isolated mine site and needs to connect the data network of the plant to the corporate network. Which public technology is the most suitable to meet the connection needs?

Select one:

- a. WiMax
- b. DSL
- c. satellite Internet
- d. Municipal Wi-Fi

Question **7**

Complete

Mark 0.00 out of 1.00

A network engineer is troubleshooting an unsuccessful PPP multilink connection between two routers. The multilink interface has been created and assigned a number, the interface has been enabled for multilink PPP, and the interface has been assigned a multilink group number that matches the group assigned to the member physical serial interfaces. The physical serial interfaces have also been enabled for PPP multilink. Which additional command should to be issued on the multilink interface?

Select one:

- a. no ip address
- b. clock rate 4000000
- c. ip address 192.168.10.1 255.255.255.252
- d. encapsulation ppp

Question **8**

Complete

Mark 1.00 out of 1.00

Which one of the WAN technologies is inadequate for video traffic but operates adequately for voice traffic?

Select one:

- a. ISDN BRI
- b. dialup
- c. ATM
- d. Ethernet WAN

Question **9**

Complete

Mark 1.00 out of 1.00

Which medium do service providers use to transmit data over WAN connections with SONET, SDH, and DWDM?

Select one:

- a. Wi-Fi
- b. copper
- c. satellite
- d. fiber optic



Question **10**

Complete

Mark 1.00 out of 1.00

What function does NCP perform in the establishment of a PPP session?

Select one:

- a. It provides automatic configuration of the interfaces at each end including detecting common configuration errors.
- b. It completes the specific configuration of the network layer protocol that is being used.
- c. It opens the connections and negotiates configuration options.
- d. It tests the link to determine whether the link quality is sufficient to bring up network layer protocols.

Question **11**

Complete

Mark 1.00 out of 1.00

Which protocol is used by PPP to provide authentication and protection from playback attacks?

Select one:

- a. LCP
- b. NCP
- c. CHAP
- d. PAP

Question **12**

Complete

Mark 1.00 out of 1.00

Which public WAN technology provides security by using encrypted tunnels over Internet connections?

Select one:

- a. cable
- b. DSL
- c. VPN
- d. 3G/4G

Question **13**

Complete

Mark 1.00 out of 1.00

PPP authentication is performed at which OSI layer?

Select one:

- a. Layer 4
- b. Layer 2
- c. Layer 3
- d. Layer 1

Question **14**


Complete

Mark 1.00 out of 1.00

A construction firm is building a power plant at a remote and isolated mine site and needs to connect the data network of the plant to the corporate network. Which public technology is the most suitable to meet the connection needs?

Select one:

- a. Municipal Wi-Fi
- b. DSL
- c. satellite Internet
- d. WiMax



Question **15**

Complete

Mark 1.00 out of 1.00

Which public WAN technology provides security by using encrypted tunnels over Internet connections?

Select one:

- a. Cable
- b. VPN
- c. DSL
- d. 3G/4G

Question **16**

Complete

Mark 1.00 out of 1.00

Which medium do service providers use to transmit data over WAN connections with SONET, SDH, and DWDM?

Select one:

- a. copper
- b. Wi-Fi
- c. fiber optic
- d. satellite

Question **17**

Complete

Mark 1.00 out of 1.00

What is a disadvantage of leased lines?

Select one:

- a. inconsistent availability
- b. high cost
- c. complexity
- d. low quality

Question **18**

Complete

Mark 1.00 out of 1.00

Which WAN technology uses a fixed payload of 48 bytes and is transported across both switched and permanent virtual circuits?

Select one:

- a. Metro Ethernet
- b. ATM
- c. ISDN
- d. Frame Relay

Question **19**


Complete

Mark 1.00 out of 1.00

Which statement correctly describes a WAN technology?

Select one:

- a. The 53-byte ATM cell operates more efficiently for big frames.
- b. VSATs create a public WAN while providing connectivity to remote locations.
- c. ISDN PRI is intended for the home and small enterprise and provides two 64 kb/s B channels and a 16 kb/s D channel.
- d. MPLS can be used to deliver any type of packet between sites.



Question **20**

Complete

Mark 1.00 out of
1.00

Which PPP protocol allows a device to specify an IP address for routing over the PPP link?

Select one:

- a. PAP
- b. IPCP
- c. LCP
- d. CHAP

[◀ Lesson 2: Point-to-Point Connections](#)

Jump to...

[Lesson 3: Branch Connections ▶](#)

This study resource was shared via
CourseHero.com