

English

Quarter 3, Wk.1 - Module 1

Identify Types and Features of A Play Synopsis



Department of Education • Republic of the Philippines

English- Grade 9
Alternative Delivery Mode

Quarter 3, Wk.1- Module 1: Identify Types and Features of A Play Synopsis
First Edition, 2020

Republic Act 8293, section 176 states that: No copyright shall subsist in anywork of the Government of the Philippines. However, prior approval of the government agency or office wherein the work is created shall be necessary for exploitation of such work for profit. Such agency or office may, among other things, impose as a condition the payment of royalty.

Borrowed materials (i.e., songs, stories, poems, pictures, photos, brand names, trademarks, etc.) included in this book are owned by their respective copyright holders. Every effort has been exerted to locate and seek permission to use these materials from their respective copyright owners. The publisher and authors do not represent nor claim ownership over them.

Published by the Department of Education – Division of Iligan City
Schools Division Superintendent: Roy Angelo E. Gazo, PhD.,CESO V

DEVELOPMENT TEAM OF THE MODULE

Writer/s: **AILEEN G. CANTIGA**
Content and Language Evaluators: **MARIO L. AGARO, MARCHIE B. NADONZA**
Design and Lay-out Evaluators: **BERNADETTE B. LOPEZ**
Illustrator/Layout Artist: **REZZEL MAE A. MONTECILLO**

Management Team
Chairperson: **Roy Angelo E. Gazo, PhD, CESO V**
Schools Division Superintendent

Co-Chairpersons: **Nimfa R. Lago, MSPh, PhD, CESE**
Assistant Schools Division Superintendent

Members: **Henry B. Abueva, EPS, OIC-CID Chief**
Sherlita L. Daguisonan,LRMS Manager
John Ryan Dela Cruz – Division English Coordinator
Meriam S. Otarra, PDO II
Charlotte D. Quidlat, Librarian II

Printed in the Philippines by
Department of Education – Division of Iligan City
Office Address: General Aguinaldo, St., Iligan City
Telefax: (063)221-6069
E-mail Address: iligan.city@deped.gov.ph

English

Quarter 3, Wk.1 - Module 1

Identify Types and Features of A Play Synopsis

This instructional material was collaboratively developed and reviewed by select teachers, school heads, Division English Coordinator of the Department of Education - Division of Iligan City. We encourage teachers and other education stakeholders to email their feedback, comments, and recommendations to the Department of Education-Iligan City Division at iligan.city@deped.gov.ph or Telefax: (063)221-6069.

We value your feedback and recommendations.

Department of Education • Republic of the Philippine

Table of Contents

What This Module is About.....	v
What I Need to Know.....	v
How to Learn from this Module.....	vi
Icons of this Module.....	vi

Lesson 1:

Types and Features of a Play Synopsis.....	1
What I Know.....	1
What's New	2
What Is It.....	3
What's More	4
What I Have Learned.....	4
What I Can Do.....	6
Assessment: (Post-Test).....	6
Key to Answers.....	7
References.....	8

What This Module is About

This lesson follows guidelines to write a plot synopsis that can be a supplement learning material for the third quarter writing composition competency, Grade 9- English.

This complimentary learning lesson corresponds to the content standard and learning objective prescribed in the Curriculum Guide. It embraces understanding the people around us who can only improve by analyzing the writing in any culture.



What I Need to Know

Learning Objective:

At the end of this module you should be able to:






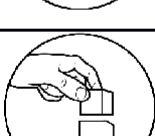

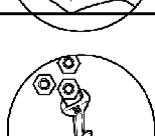
- Define synopsis.
- Identify types and features of a play synopsis.

How to Learn from this Module

To achieve the objective cited above, you are to do the following:

- Take your time reading the lessons carefully.
- Follow the directions and/or instructions in the activities and exercises diligently.
- Answer all the given tests and exercises.

Icons of this Module

	What I Need to Know	This part contains learning objectives that are set for you to learn as you go along the module.
	What I know	This is an assessment as to your level of knowledge to the subject matter at hand, meant specifically to gauge prior related knowledge
	What's In	This part connects previous lesson with that of the current one.
	What's New	An introduction of the new lesson through various activities, before it will be presented to you
	What is It	These are discussions of the activities as a way to deepen your discovery and understanding of the concept.
	What's More	These are follow-up activities that are intended for you to practice further in order to master the competencies
	What I Have Learned	Activities designed to process what you have learned from the lesson
	What I can do	These are tasks that are designed to showcase your skills and knowledge gained, and applied into real-life concerns and situations.

Lesson 1

Types and Features of a Play Synopsis

What I Know

Task 1. Agreeing – Disagreeing

Write A if you agree with the statement; D if you disagree.

- _____ 1. Is a change in time one scene in a play?
- _____ 2. Does a one-act play has all elements of drama?
- _____ 3. Is drama and play the same?
- _____ 4. Is dialogue or script a written conversation in a play?
- _____ 5. Is theater the same as movie?

Task 2. Arrange the jumbled letters to form the correct word of the given meaning.



- _____ 1. tingtes- place and time where the events of the drama take place.
- _____ 2. flictcon- oppositions between characters.
- _____ 3. polt- the ordered structure of a play.
- _____ 4. tersraccha- people involved in the story.
- _____ 5. meeth – the point of view of the play.
- _____ 6. pensesus- a major crisis or climax in the story.

PROCESS DISCUSSION:

If you can recall, these are the elements of a one-act- play, namely: setting, characters, plot, conflict, suspense and theme.

Do you know the meaning of a play? How about the synopsis? Can you define them?

Read the two statements below and try to define them through the given meaning below: Write P if it is a play; S if it is a synopsis.

- a. _____ - a brief summary that gives an audience an idea of what a composition is about.
- b. _____ - a dramatic work that's written to be staged in a theater and in front of an audience.

With the given meanings, can you now differentiate a play to a synopsis?

Now you know what is a synopsis and a play.

<https://literaryterms.net/synopsis/>

<https://www.vocabulary.com/dictionary/play>



What's New

Task 3.Hippity-Hoppity-Toe.

Do you know the story "Happy Feet?".Here's the plot summary of it. Read it carefully and answer the questions that follow.

Set deep inside the icy land of Antarctica, two emperor penguins have a baby named Mumble. Hatched upon his feet, he has an amazing skill for tap-dancing. However, penguins are not supposed to tap dance. Even worse, he cannot sing. All emperor penguins are supposed to have a heart song, and he has a try at it - with awful results. Torn apart from his mom, dad, and best friend, Gloria, as a teenager who still has his adolescent feathers, he ventures off into the icy landscape. He is rescued from a leopard seal from a group of Adelie penguins, whom which the leader is Ramon. They take Mumble to their home and discover that all of their fish is being taken from an unknown 'alien' source. They ask Lovelace, an unwise and cocky leader of the Adelies, to help them. Unfortunately, he proves no help. Leading on an incredible adventure, they try to discover the threat of their food source and survival. Using courage and bravery, Mumble begins to teach everyone begins to learn that uniqueness isn't a burden, but is a gift to be treasured.

—*Collin B. (moviemanic122893)*

<https://www.imdb.com/title/tt0366548/plotsummary>

Questions:

1. Match the description of each characters' personality.

A	B
___1.leader of Adelie penguins	a. Mumble
___2.unwise and cocky leader	b. Gloria
___3.has a unique talent	c. Ramon
___4. Mumble's bestfriend	d. Lovelace

2. Based on what you have read on the plot summary of 'Happy Feet', do you have now an ideawhat is a synopsis?



What Is It

Do you know how to write a good synopsis? Read the guidelines below so you may able to write one.

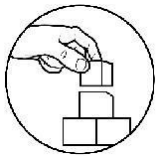
1. The time and place should be indicated at the beginning of the synopsis.
2. A brief description of the main characters should be given as they appear in the story.
3. The synopsis should begin at the opening of the story and told in the same order as the play, and end at the play's conclusion.

4. Dramatic scenes that propel the story forward, including climatic scenes should be described within the synopsis.
5. The synopsis must be no longer than 250 words long.
6. The story must be told in the present tense and in the third person.
7. When telling the story, dialogue should not be included. The story should be related in an informal way.

Source: A Journey Through Anglo-American Literature Learner's Material 9, pp 259

Process Discussion:

Is it now clear to you on how to write a synopsis?
Do you think you are now ready to write one?



What's More

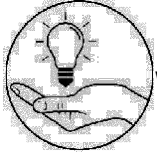
Task 4. Read the following Plot summary or synopsis from the story ."Sorry, Wrong Number".

Mrs. Stevenson is sick and confined to her bed. Her only lifeline is the telephone. One night, while waiting for her husband to return home, she impatiently tries to locate him. She picks up the phone and accidentally overhears a conversation through a cross-line between two men planning to murder a woman who lives near a bridge on Second Avenue at 11:15 at night on that day. She begins a series of calls—to the operator, to the police, and others, desperate to prevent the crime.

Source: A Journey Through Anglo -American Literature Learner's Material 9

Can you now evaluate the text you have just read? Try to identify if it follows the guidelines on how to write a plot summary. Write true or false before the number.

- _____ 1. Does the story use present tense and in third person?
- _____ 2. Is there a dialogue in the text?
- _____ 3. The character's description is not brief.
- _____ 4. The dramatic scene and climatic scene are described.
- _____ 5. The synopsis is beyond 250 words.
- _____ 6. Is the story in order?
- _____ 7. Time and place are not given.



What I Have Learned

Task 5. Read the plot summary below and try to identify the types and features of a play synopsis.

Centuries ago in ancient Egypt, the Pharaoh Seti (Sir Patrick Stewart) ordered all the Hebrew baby boys to be executed. A desperate mother decides to let God guide her newborn son instead of execution. Found by the Queen (Dame Helen Mirren), the baby is named Moses and brought up as a Prince of Egypt and a brother to the Pharaoh's son Rameses II. As time passes, the two brothers are separated as Moses (Val Kilmer) discovers his true heritage as a Hebrew and defies the Egyptian way of life. After escaping from the city, Moses finds that he is called by God to lead his people out of Egypt as His messenger. Unfortunately, Rameses II (Ralph Fiennes) now rules over the Hebrews with an iron fist, and it will take all of Moses' strength and God's miracles to change the world.

—Blazer346

<https://www.imdb.com/title/tt0120794/plotsummary>

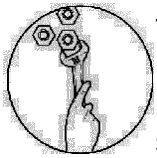
A. Answer the following questions by encircling the letter.

1. Pharaoh Seti is _____.
a. setting b. character c. plot structure d. Theme e. conflict f. suspense
2. rules over the Hebrews with an iron fist
a. setting b. character c. plot structure d. theme e. conflict f. suspense
3. Centuries ago in an ancient Egypt
a. Setting b. character c. plot structure d. theme e. conflict f. suspense
4. Moses finds that he is called by GOD
a. Setting b. character c. plot structure d. theme e. conflict f. suspense
5. God's miracles to change the world
a. Setting b. character c. plot structure d. theme e. conflict f. suspense

Task 6. Agree / Disagree. Try to evaluate the synopsis you have read on task 5 if it follows the features of play synopsis. Write A if you agree or D if you disagree

- _____ 1. The synopsis did not go beyond 250 words.
- _____ 2. The characters are described briefly according to the story.
- _____ 3. The story is informal way, no dialogue is emphasized.
- _____ 4. It indicated the time and place.
- _____ 5. It began the opening of the story and ended with a conclusion.
- _____ 6. Both dramatic scenes and climatic scenes are presented in the synopsis.
- _____ 7. The present tense and third person were used.

What I Can Do



Task 7 : Let's try it!

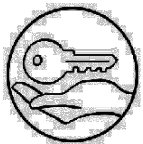
Do you like the story, 'Romeo and Juliet'? Make your own synopsis on the story by following the seven (7) guidelines on how to make a good plot summary.

Rubrics for Writing Synopsis

Criteria	4	3	2	1
Content	Followed the 7 guidelines	Followed 5 guidelines	Followed 3 guidelines	Followed only 1 guideline

Assessment: (Post-Test)

- Give the elements of a one-act-play.
- Differentiate synopsis and play.
- What are the importance to write a synopsis?



Key to Answer

Task 1:

- /
- /
- /
- /
- /

Task 2:

- C
- D
- A
- B
- E

Task 3:

- C
- D
- A
- B

Task 4

- True
- False
- False
- True
- False

Task 5

- /
- /
- /
- /
- /
- /
- X

Task 6. Synopsis will be checked through rubrics

Assessment:

1. T
2. T
3. T
4. F
5. F

Reference:

A Journey Through Anglo- American Literature Learner's Material English 9

<https://www.imdb.com/title/tt0366548/plotsummary>

<https://literaryterms.net/synopsis/>

<https://www.vocabulary.com/dictionary/play>

For inquiries and feedback, please write or call:

Department of Education – Division of Iligan City
Office Address: General Aguinaldo, St., Iligan City
Telefax: (063)221-6069
E-mail Address: iligan.city@deped.gov.ph

