

Find solutions for your homework

home / study / engineering / computer science / computer science questions and answers / 3. create a flowchart that will ask a number from the u...

### Question: 3. Create a flowchart that will ask a number from the user and...

- 3. Create a flowchart that will ask a number from the user and will display its factors. (20 points)
- 4. Create a flowchart that will ask the user for his/her age and will determine whether he is a minor (0-17) or an adult. (20 points)

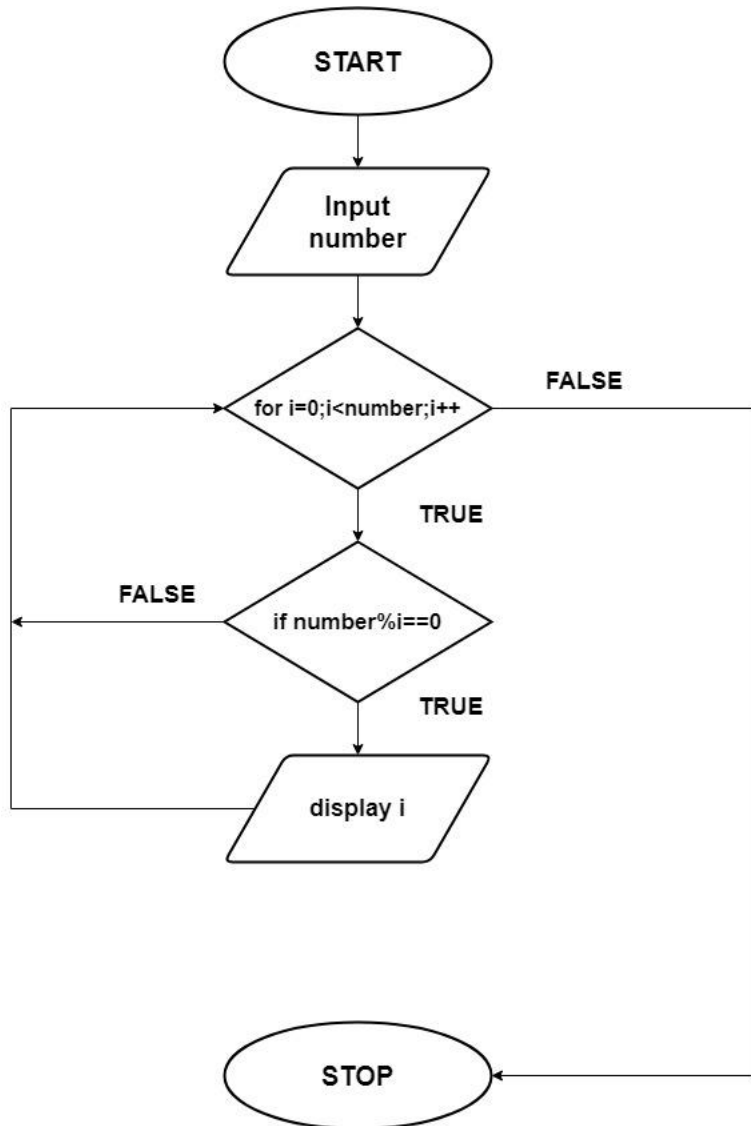
Show transcribed image text

### Expert Answer

Anonymous answered this  
350 answers

Was this answer helpful?

Ans 3) FlowChart:-



Ans 4) FlowChart:-

#### Post a question

Answers from our experts for your tough homework questions

Enter question

**Continue to post**

18 questions remaining



#### Snap a photo from your phone to post a question

We'll send you a one-time download link

888-888-8888

**Text me**

By providing your phone number, you agree to receive a one-time automated text message with a link to get the app. Standard messaging rates may apply.

#### My Textbook Solutions



Fundamentals of...  
4th Edition

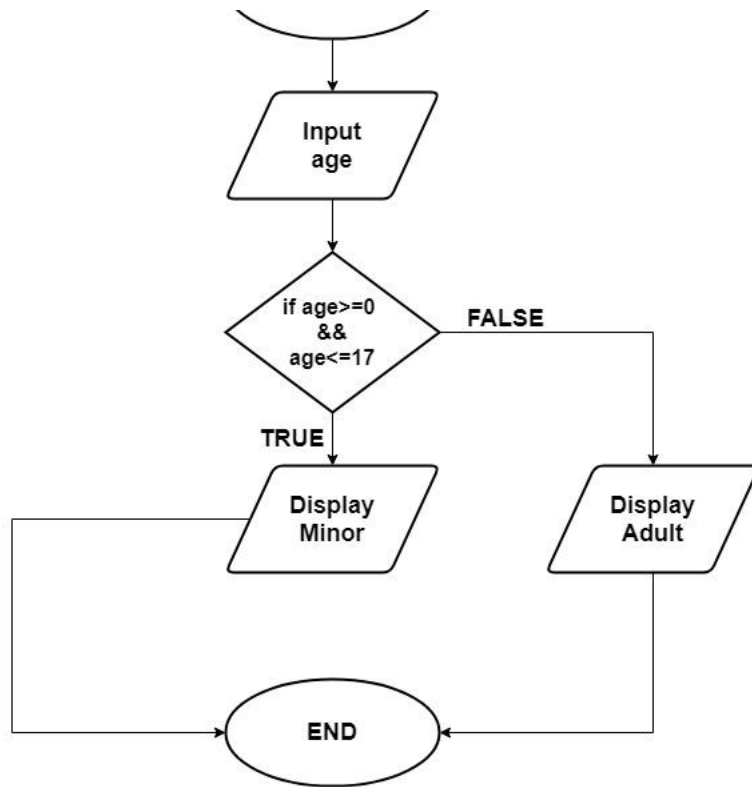
[View all solutions](#)



Fundamentals of...  
4th Edition



Thermodyn...  
6th Edition



Comment >

### Up next for you in Computer Science

5. Create a flowchart that will count from 1 to 10 and will

5. Create a flowchart that will count fr

[See answer](#)

In the following code, correct any errors that would prevent the program from compiling or running: public class Errors

[See answer](#)

[See more questions for subjects you study](#)

### Questions viewed by other students

Q: 1. Write a pseudocode that accepts two numbers in the range of 0 to 99 and display the sum and difference of the numbers. (10pts.) 2. Draw a flowchart that will determine whether a meeting room violates fire law regulations regarding the maximum room capacity. It should read the maximum room capacity (you set for the maximum room capacity) and the number of participants should be...

A: [See answer](#) 100% (1 rating)

Q: Computer Fundamental and Programming Subject Course 1. Create a flowchart that will count and display numbers from 1 to 20.

A: [See answer](#) 100% (1 rating)

[Show more](#) v

---

COMPANY 

---

LEGAL & POLICIES 


---

CHEGG PRODUCTS AND SERVICES 

---

CHEGG NETWORK 

---

CUSTOMER SERVICE 

---



© 2003-2021 Chegg Inc. All rights reserved.